



Dandelion Air

Geothermal heat pump



- Vertical air supply with left or right side return
- 2-stage compressor with 3 speed ECM blower
- COP 4.4 / 24.6 EER
- Built-in flow center for pressurized ground loop piping
- Pre-installed auxiliary heating
- Domestic water preheating with integrated pump
- MERV 10 air filter
- Aluminum microchannel air coil
- Aluminium cabinet for reduced weight
- Real-time performance monitoring with cellular connectivity
- 10-year parts and 5-year labor limited warranty
- Made in USA

Performance Ratings

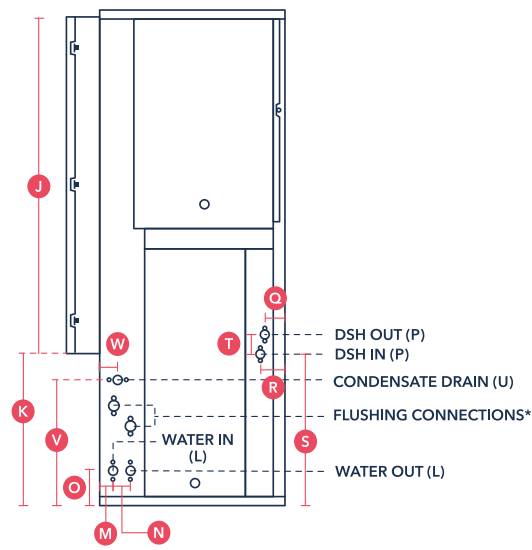
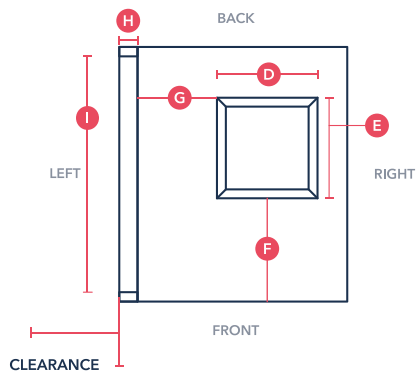
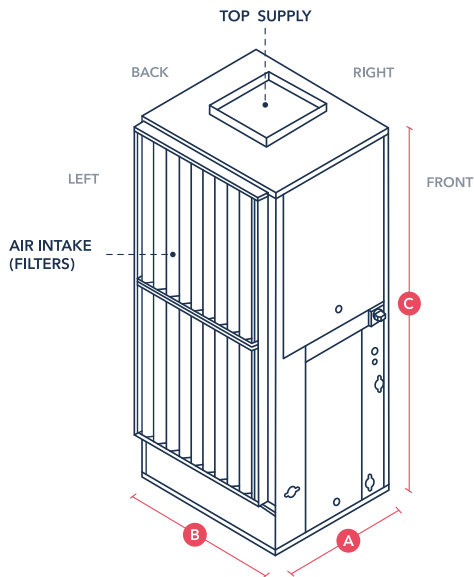
MODEL	LOAD	AIRFLOW (CFM)	FLUID FLOW (GPM)	Heating			Cooling		MAX FUSE (AMPS)
				CAPACITY (BTU/HR)	COP	AUXILIARY HEAT (KW)	CAPACITY (BTU/HR)	EER	
24	Full	tbd	tbd	tbd	tbd	5	tbd	tbd	30 heat pump
	Part	tbd	tbd	tbd	tbd		tbd	tbd	35 aux heat
36	Full	1,200	9.0	27,500	3.9	10	37,400	16.7	40 heat pump
	Part	950	6.0	22,700	4.4		29,100	24.6	70 aux heat
48	Full	1,600	12.2	41,000	3.9	10	49,800	17.5	50 heat pump
	Part	1,250	9.3	33,100	4.0		38,200	21.5	70 aux heat
60	Full	2,000	15.0	47,900	4.2	10	61,500	16.9	60 heat pump
	Part	1,600	12.0	39,400	4.3		48,000	23.8	70 aux heat

Tested to AHRI/ISO 13256-1
 All ratings based on 208.230V-60Hz-1ph operation
 AHRI certification pending
 Model 24 performance test results pending

Heating capacity based on 68.0°F DB/59.0°F WB EAT
 Cooling capacity based on 80.6°F DB/66.2°F WB EAT
 Single-stage ground loop pump (24,36,48,60)
 Additional ground loop pump with multi-stage adjustment (48,60)



Dimensions



MODEL	CABINET	Air					Fluid												WEIGHT
		SUPPLY		RETURN			GROUND LOOP					DESUPERHEATER				CONDENSATE			
A x B x C	D x E	F	G	H x I x J	K	L Ø	M	N	O	P Ø	Q	R	S	T	U Ø	V	W	(preliminary)	
24	21½ x 25½ x 58	9¾ x 9¾	9½	10¾	3¾ x 25¼ x 39½	tbd	½ FPT	1¾	2	4	½ FPT	2½	2½	17¾	2¼	¾ FPT	14½	1¾	98 lbs.
36	21½ x 25½ x 58	11½ x 10¾	8¾	9½	3¾ x 25¼ x 39½	17¾	¾ FPT	1¾	2	4¼	½ FPT	2½	2½	17¾	2¼	¾ FPT	5¾	2	115 lbs.
48	24 x 29 x 60	11½ x 10¾	12¼	9½	3¾ x 25¼ x 47½	10¾	¾ FPT	1¾	2	4	½ FPT	2½	2½	19¼	2½	¾ FPT	9	1¾	221 lbs.
60	24 x 29 x 60	11½ x 10¾	12¼	9½	3¾ x 25¼ x 47½	10¾	1 FPT	1¾	2	4	½ FPT	2½	2½	19¼	2½	¾ FPT	9	1¾	229 lbs.

All dimensions in inches.

Images show left side return, dimensions are mirrored for right side return.

Clearance for all models measures 24" front and 12" side.

* 2, 3, and 4 ton flushing connections ¾" FPT. 5 ton flushing connections 1" FPT.

* 2 ton flushing connections accessible on the heat pump exterior.

* 3, 4, and 5 ton flushing connections accessible inside the lower access panel.

Performance Monitoring

The Dandelion Air comes with real-time monitoring and controls built in at no extra cost to provide the installer and homeowner with remote insight into system performance and streamline troubleshooting. An upcoming custom integration with the Nest Learning Thermostat and homeowner portal will enhance homeowner's visibility into their energy savings.

Reach out to a representative to learn more at info@dandelionenergy.com